



Pyure Mini™ Air Purifier

Owner's Manual



Table of Contents

SAFETY INFORMATION.....	1, 13
PACKAGE CONTENTS.....	3
SYSTEM PLACEMENT & OPERATING GUIDELINES.....	4
OPERATING INSTRUCTIONS.....	5
CARE INSTRUCTIONS.....	6
SPECIFICATIONS, REPLACEMENT PARTS & LIMITED WARRANTY.....	7
TROUBLESHOOTING GUIDE.....	9
LIMITED USE END-USER LICENSE AGREEMENT.....	10



Safety Information

Warning!

Use this hydroxyl generator only for its intended purpose as described in this Owner's Manual.

PLEASE READ AND SAVE THESE IMPORTANT SAFETY INSTRUCTIONS.

IMPORTANT SAFEGUARDS

When using this system, basic safety precautions should always be followed to reduce the risk of fire, electric shock, and injury to persons, including the following:

- Read all instructions before using this hydroxyl generator.
- To avoid fire or shock hazard, plug the equipment directly into a grounded AC electrical outlet.
- Remove all packaging material before use.
- Keep the cord out of heavy traffic areas. To avoid fire hazard, NEVER put the cord under rugs, near heat registers, radiators, stoves, or heaters.
- To protect against electrical hazards, DO NOT immerse in water or other liquids. DO NOT use near water.
- **WARNING!**: Always unplug the generator before moving it, cleaning, or whenever the generator is not in use. Be sure to pull by the plug and not the cord.
- NEVER drop or insert any object into any openings.
- DO NOT operate any generator with a damaged cord or plug, if motor fan fails to rotate, after the generator malfunctions, or if it has been dropped or damaged in any manner. Return generator to manufacturer or authorized repair facility for examination, electrical or mechanical adjustment, or repair.
- Use generator only for intended use as described in this manual. Any other use not recommended by the manufacturer may cause fire, electric shock, or injury to persons. The use of attachments not recommended may cause hazards.
- **INDOOR USE ONLY!**

Safety Information

- NEVER block the air openings, grills/outlets or place on a soft surface such as a bed or sofa, as this could cause the unit to tip over, blocking the Air Intake Opening/Grill.
- Keep unit away from heated surfaces and open flames.
- CAUTION!: for general ventilating use only. DO NOT use to exhaust hazardous or explosive materials and vapors.
- DO NOT attempt to repair or adjust any electrical or mechanical components on this unit. Doing so will void your warranty. The inside of the unit contains no user serviceable parts. All servicing should be performed by authorized personnel only.
- DO NOT plug the cord in with wet hands: electric shock could result.
- NEVER use detergents, gasoline, furniture polish, paint thinner or other household solvents to clean any part of the generator.
- DO NOT under any circumstances cut or remove the third (Ground) prong from power cord. For personal safety, this generator must be properly grounded.
- The hydroxyl generator is not to be used by persons (including children) with reduced physical, sensory or mental capabilities or lack of experience and knowledge unless they have been given supervision or instruction.
- DO NOT allow children being supervised to play with the hydroxyl generator.

Package Contents

- 1) One Pyure Mini™ Air Purifier
- 2) Power Cord
- 3) Quick Start Guide



System Placement

The Pyure Mini™ is a portable free-standing purifier that should be operated on a flat surface only.

Operating Guidelines

The Pyure Mini™ air purifier is designed for small spaces where a discrete portable unit is sought. It is ideal for offices and classrooms, conference and waiting rooms, and other commercial applications that are seeking to sanitize and deodorize small indoor spaces.

The table below summarizes the treatment area under typical operating conditions: 3 air changes per hour, 90% recirculated air, and 9 foot (2.7m) ceiling.



Operating Guidelines	Pyure Mini™ 25	Pyure Mini™ 50
Treatment Range (ft ²)	80 - 250	250 - 500
Treatment Range (m ²)	8 - 23	23 - 46

Operating Instructions


POWER ON/OFF

The main power for the Pyure Mini™ can be turned ON or OFF by pressing the  power button.

FAN SPEED

The Pyure Mini™ is equipped with an air mover fan, which runs between 5-16ft³/m [0.14-0.45m³/h]. In order for the fan to turn on, use the  /  buttons to increase or decrease the fan speed.

GENERATOR

The Pyure Mini™ is equipped with one hydroxyl generating optic. In order for the optic to turn on, the power button  must be turned on.

LED

Use the button to increase/decrease blue LED status light.*

MAINTENANCE INDICATOR

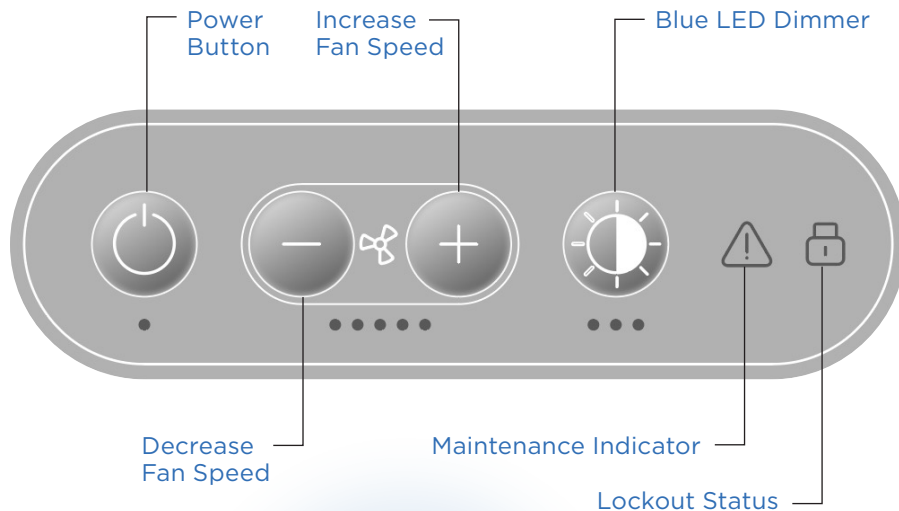
The maintenance indicator will flash when the purifier's optic is nearing end of life and will stay illuminated in the event of optic or system failure.

OPTIC COUNTER RESET

To reset the optic counter after installing replacement optic:  +  hold for 3 seconds.

LOCKOUT STATUS

To lock the purifier:  hold for 3 seconds.



*LED light is aesthetic only and not the UV Optic.

Care Instructions

⚠ Caution: DISCONNECT the unit from an electrical power source before performing any maintenance or cleaning on the unit.

SYSTEM CASE CLEANING

EXTERIOR

The exterior of the Pyure Mini™ can be cleaned with mild dishwashing detergent and a clean damp cloth. DO NOT use any all-purpose cleaners with harsh detergents or abrasives, as these may damage the decals and the exterior finish. Care should also be taken to avoid spraying or otherwise directing detergent or water into or around electrical components.

INTERIOR

The interior of the Pyure Mini™ can be cleaned in the same manner as the exterior.

UV OPTIC REPLACEMENT

Please refer to the [optic replacement video](#) for instruction on how to remove and install a new optic.

FILTER CLEANING & REPLACEMENT

Please refer to the [filter cleaning and replacement video](#) for instructions on how to remove, clean or replace the filter.

Specifications

Dimensions (LxWxD):	12" [304.8mm] x 14.4" [365.76mm] x 4" [101.6mm]
Weight:	9lbs [4.08kg]
Voltage:	120V @ 60Hz / 230V @ 50Hz
Power:	100 Watts (Max)
Number of Optics:	1
Noise Level:	39 to 48dB
Filter:	Washable 10.5" [266.7mm] x 2.75" [69.85mm] x 0.25" [6.36mm]
Shipping Dimensions:	16" [406.4mm] x 18.4" [467.36mm] x 7.75" [196.85mm]
Shipping Weight:	12lbs [5.44kg]
Certification:	MET US/Canada
Warranty:	2 years covering defects in workmanship or materials, but excluding spare parts and consumables

Replacement Parts

For replacement parts, warranty service, or any questions regarding the operation and maintenance of your Pyure Mini™, please contact your local authorized dealer.

For a list of authorized dealers in your area, please visit www.pyure.com.

Limited Warranty

2 years covering defects in workmanship or materials, but excluding spare parts and UV optic.

The Pyure Company (“Pyure”) warrants that the product set forth below will be free from defects in materials and workmanship for the period of two (2) years from the date of original purchase under the following terms and conditions:

To obtain service under this warranty, send or deliver this product within the warranty period together with the warranty certificate to any Pyure regional office or Pyure authorized warranty service center. If requested, by Pyure or an Pyure authorized service center, you must present proof of purchase showing date and place of purchase. If upon inspection by Pyure or an Pyure authorized warranty service center, the product is proved to be defective, it will be repaired without charge using, if necessary, new parts or comparable used parts that have been fully reconditioned and returned to you. The warranty period for replacement parts shall extend for a period of six (6) months following the installation of same or for the remaining period of this warranty whichever is longer. This warranty card does not apply in the following cases: (a) damage to product due to mishandling, alteration, failure to follow operation, maintenance or environmental instructions prescribed by applicable instruction manual or shipping damage; (b) damage caused during service performed other than Pyure or an Pyure authorized service center; (c) if the product has had its serial number(s) or other identifying data removed; or (d) damage, defect or unsatisfactory performance caused by the use of equipment not manufactured or distributed by Pyure. IN NO EVENT WILL PYURE BE LIABLE FOR ANY DAMAGE, INCLUDING INCONVENIENCE, LOST PROFITS, OR LOST SAVINGS, OTHER INCIDENTAL DAMAGE STEMMING FROM THE USE OF THE PRODUCT OR OUT OF DEFECTS THEREIN, OR BY BREACH OF THIS EXPRESSED WARRANTY OR ANY IMPLIED WARRANTY WITH THE RESPECT OF THIS PRODUCT, WHETHER ON ACCOUNT OF NEGLIGENCE OR OTHERWISE, EVEN IF PYURE OR AN PYURE AUTHORIZED WARRANTY SERVICE CENTER HAS BEEN ADVISED OF THE POSSIBILITY OF SUCH DAMAGES.

Some states or provinces do not allow limitations on how long an implied warranty lasts or limitations of incidental or consequential damages, so the above limitations may not apply to you. This warranty gives you specific legal rights and you may also have other rights which vary from state to state or province to province.

Visit www.pyure.com to complete and register your warranty on-line.

Troubleshooting Guide

Problem	Possible Cause	Solution
No Keypad LED's on When Power Button Pressed	Pyure Mini™ purifier not plugged into an energized electrical receptacle	Ensure electrical receptacle is working and breaker/GFCI is not tripped
Maintenance Indicator Flashing	UV Optic nearing end of life	Contact local distributor for replacement UV Optic/service
Maintenance Indicator On	UV Optic or internal part is not functioning	Contact local distributor for service
Lockout Status on (Controls Not Responding)	Keypad has been locked out	Refer to LOCKOUT STATUS on page 7 to unlock keypad

Limited Use End-User License Agreement

This End-User License Agreement (EULA) is a legal agreement between you (either an individual or a single entity) and the mentioned owner (The Pyure Company) of any computer software which may include associated firmware, media, printed materials, and “online” or electronic documentation (“Licensed Pyure Software”).

By installing, copying, or otherwise using the Licensed Pyure Software, you agree to be bounded by the terms of this EULA. If you do not agree to the terms of this EULA, do not install or use the Licensed Pyure Software in the Pyure product.

Licensed Pyure Software.

The Licensed Pyure Software is protected by U.S. and international copyright, patent, trade secret laws and well as other international intellectual property laws and treaties. Upon your acceptance of this EULA, The Pyure Company grants to you a nonexclusive, revocable license to use the Licensed Pyure Software, provided that you agree to the following:

1. Grant of License.

The Licensed Pyure Software is licensed, not sold. You own a copy of any media or hardware on which the Licensed Pyure Software is shipped, but not a copy of the Licensed Pyure Software itself. The Pyure Company retains all title, copyrights, and other intellectual property rights in the Licensed Pyure Software and any copies thereof. You may use a copy of the Licensed Pyure Software with any Pyure product for which you have accepted the terms of this EULA.

2. Restrictions.

You must maintain all notices including copyrights on all copies of the Licensed Pyure Software. You may not modify, adapt, translate, reverse engineer, decompile, disassemble, or otherwise attempt to learn the source code of the Licensed Pyure Software, except and only to the extent that such activity is expressly permitted by applicable law notwithstanding this limitation.

3. Termination.

Your rights under this EULA terminate upon your termination of this EULA, or without prejudice to any other rights, The Pyure Company may terminate this EULA if you fail to comply with its terms and conditions. In such event, you must destroy all copies of the Licensed Pyure Software.

4. No Software Warranty Independent from Other Warranties.

The Licensed Pyure Software is being delivered to you “AS IS” and The Pyure Company makes no warranty as to its use or performance, other than any the “Limited Warranty” on the Pyure product described above.

5. LIMITATION OF LIABILITY.

TO THE MAXIMUM EXTENT PERMITTED BY APPLICABLE LAW, IN NO EVENT SHALL THE PYURE COMPANY OR ITS SUPPLIERS BE LIABLE FOR ANY SPECIAL, INCIDENTAL, INDIRECT, OR CONSEQUENTIAL DAMAGES OR ANY DAMAGES WHATSOEVER (INCLUDING, WITHOUT LIMITATION, DAMAGES FOR LOSS OF BUSINESS PROFITS, BUSINESS INTERRUPTION, LOSS OF BUSINESS INFORMATION, LOSS OF SAVINGS, OR ANY OTHER PECUNIARY LOSS) ARISING OUT OF THE USE OF OR INABILITY TO USE THE LICENSED PYURE SOFTWARE PRODUCT, OR FOR PROVISION OF OR FAILURE TO PROVIDE SUPPORT SERVICES, EVEN IF THE PYURE COMPANY HAS BEEN ADVISED OF THE POSSIBILITY OF SUCH DAMAGES.

THE ENTIRE LIABILITY OF THE PYURE COMPANY AND YOUR EXCLUSIVE REMEDY UNDER THIS EULA IS, AT THE OPTION OF THE PYURE COMPANY, CORRECTING OR WORKING AROUND ERRORS, REPLACING THE MEDIA, OR REFUNDING THE PURCHASE PRICE. IN NO EVENT SHALL THE PYURE COMPANY'S ENTIRE LIABILITY UNDER THIS EULA EXCEED THE PURCHASE PRICE (EVEN IF THE LICENSED PYURE SOFTWARE PRODUCT IS DOWNLOADED WITH OTHER THIRD PARTY SOFTWARE FREE OF CHARGE) OF THE LICENSED PYURE SOFTWARE PRODUCT.

6. Miscellaneous.

This EULA is governed by the laws of the State of Florida, U.S.A., and jurisdiction for any action based on the Licensed Pyure Software shall lie in a court located in Palm Beach County Florida. If any part of this EULA is found void and unenforceable, it will not affect the validity of the balance of the EULA, which shall remain valid and enforceable according to its terms. Should you have any questions concerning this EULA, or if you desire to contact The Pyure Company for any reason, please visit: www.pyure.com/contact.

Safe Handling and Disposing of Mercury

Mercury is used in the Pyure Mini™ device in order to generate the plasma needed to produce UV-C radiation. This is similar to the use of mercury in many types of commercial, fluorescent light fixtures. As long as the glass or quartz outer bulb is intact, mercury is contained within the fixture and poses no health hazard. In the event that an optic breaks, less than 25 mg of mercury could be released. This is much less than what is present in a commercial thermometer. Liquid metallic mercury is hazardous due to its potential to release mercury vapor. In humans, approximately 80% of inhaled mercury vapor is absorbed via the respiratory tract, where it enters the circulatory system and is distributed throughout the body. Short term exposure to 25 mg of spilled mercury does not pose a health hazard, **provided that the source of the mercury is removed promptly**. Chronic exposure by inhalation, even at low concentrations in the range 0.7–42 µg/m³, can cause effects such as tremors, impaired cognitive skills, and sleep disturbance in workers. The OSHA limit for occupational exposure of elemental mercury is 0.1 mg/m³. Mercury is also used in most fluorescent light fixtures.

In the event that the device optic light does not function, the optics should be checked to ensure that they are intact. If the optic is cracked, but not broken, it should be replaced. Cracked optics should be double sealed in plastic bags and disposed of according to local, approved procedures. In the event that the optic breaks and the mercury is spilled, clean-up should be done immediately according to the following procedure published by the Environment Protection Agency.

- Evacuate the room for at least 15 minutes.
- DO NOT attempt to clean up the spill with a vacuum cleaner, mop or broom.
- Dispose of clothing, fabric etc. that has come in contact with mercury; DO NOT wash.
- Only the individual to clean up the spill should re-occupy the space.
- Close the doors to the area of the spill and turn off the HVAC system; open exterior windows and direct room air out of the window with fans or use an exhaust fan if the area is equipped with one that vents directly outdoors.
- Cover shoes with disposable foot covers or wear shoes that will be disposed of.
- Remove jewelry as mercury will amalgamate with metals and ruin them.
- Use a commercial mercury spill clean-up kit to remove the spilled mercury. (See list of suppliers on the next page).
- **Identify items in the spill area that can be cleaned and those that cannot.** Non-porous surfaces (finished wood, plastic or concrete) can be cleaned following this guidance. Porous surfaces or fabric-covered items (upholstery, carpeting, stuffed animals, pillows, backpacks, unfinished wood, cork, cardboard) are difficult to clean because mercury beads may be trapped in these materials. If you decide you cannot clean these items, place them in plastic trash bags or cover or wrap them in a double layer of plastic and carefully seal with tape. Place the wrapped items in a secure place, preferably outdoors and out of the reach of children and pets. You should consult with a trained professional about how to decontaminate or dispose of these items safely.
- **Wear gloves to carefully pick up the larger pieces of broken glass and what remains of the broken device and place them on a paper towel.** Gently fold the paper towel around these pieces so you can pick the bundle up and place it in a zipper-type plastic bag. **Use index cards or stiff cardboard to push smaller pieces of glass and mercury beads together into a pile.** Shine a flashlight at an angle to locate beads of mercury. The beads will reflect light from the flashlight. Check for mercury in cracks or in hard-to-reach areas where beads may be hidden or trapped. Check a wide area beyond the spill.

- **Use the eyedropper to collect mercury beads and place them in the plastic bag.** Hold the eyedropper at an angle to draw the mercury into the tip. Keep the eyedropper at an angle to stop the mercury from rolling back out until you can put the mercury into the plastic bag. Wrap tape (sticky side out) around your gloved fingers and carefully use it to pick up any remaining glass or beads. Check again with the flashlight to be sure that no beads of mercury remain.
- At this point, mercury beads may still be trapped in cracks or crevices on irregular surfaces. **Sprinkle sulfur powder over the contaminated area** and rub it gently all over the surface and into the cracks with a paper towel. Sulfur powder binds with mercury. Use a paper towel dampened with water followed by wiping with another damp paper towel to clean up the sulfur and mercury. Place the used paper towels in a zipper-type plastic bag.
- **Put all the items that were used to pick up the mercury, including index cards or cardboard, eyedropper, contaminated tape, paper towels, and zipper-type bags into the trash bag.** Carefully remove rubber gloves by grabbing them at the wrist and pulling them inside out as they come off. Place the used gloves in the trash bag.
- **Carefully seal the trash bag that contains the mercury-contaminated waste** and put it in a secure place, preferably outdoors and out of reach of children and pets until it can be disposed of safely.
- If possible, **open a window and use a fan to ventilate the area to the outdoors for 24-48 hours** before resuming normal use. If possible, heat the area (for example, with a space heater) while still ventilating to the outdoors. Avoid blowing the exhaust back indoors or into other nearby residences.
- **Clothes or shoes that did not come in direct contact with liquid mercury should be removed and put into the trash bag** that was left outside the contaminated area at the beginning of the cleanup. Close the trash bag and take it outdoors. Carefully remove the shoes and or clothing from the trash bag and air them out thoroughly outdoors for 24 to 48 hours. After the outdoor

airing, items that are washable can then be laundered.

- **Dispose of contaminated items properly!** Mercury-contaminated items should not be placed in the regular household trash. Contact your town or county officials for information about hazardous waste disposal in your community.

Mercury Spill Kit Suppliers

Crackle Scientific	800-334-7725
---------------------------	--------------

Lab Safety Supply	800-356-0783
--------------------------	--------------

Cole-Parmer	800-323-4340
--------------------	--------------

For schools and businesses only:

Fisher Scientific	800-766-7000
--------------------------	--------------

Mallinckrodt/Baker	800-582-2537
---------------------------	--------------

Sigma Aldrich	800-325-3010
----------------------	--------------

VWR Scientific	800-932-5000
-----------------------	--------------

For schools only:

Fisher Scientific	800-452-1261
--------------------------	--------------



Need Support?

Contact our support team

| +1 (877) 735-3701
| sales@pyure.com

Copyright 2021, The Pyure Company
Pyure Mini™ is a trademark of The Pyure Company,
Boynton Beach, FL 33426 USA